



Family User Guide

Welcome to the world of scrip fundraising! This guide will teach you how to navigate our website, and walk you through our ordering process. Using ShopWithScrip.com, you'll be able to place orders for scrip and manage your account from any internet-connected computer or device. Inside you'll find a step-by-step guide for ordering scrip online. So, let's start at square one.

Table of Contents

Getting Started	3
Family Account.....	3
The ShopWithScrip Dashboard	4
Family Functions.....	5
Types of Scrip	6
Physical Cards.....	6
ScripNow eCards.....	6
Reload & ReloadNow.....	6
Ordering Scrip	7
Shop Page.....	7
Express Order.....	8
Specials.....	8
Shopping Lists.....	9
Search Bar.....	10
Brand Detail Page.....	11
Ordering Physical Cards.....	12
Ordering ScripNow eCards.....	13
Ordering a ScripNow eGift.....	14
Ordering Reload & ReloadNow.....	15
Cart Breakdown.....	17

Using Your Wallet	18
ScripNow in the Wallet.....	18
Reload in the Wallet.....	19
PrestoPay	20
More ShopWithScrip.com Resources	23
What's New.....	24
Support.....	24
MyScripWallet.....	25

Getting Started

When you login to ShopWithScrip.com, all the tools you need to place orders and manage your scrip account are at your fingertips. You'll be able to place orders and generate reports. In this guide, we will cover where to find important information and how to take your scrip shopping online. Let's get started!

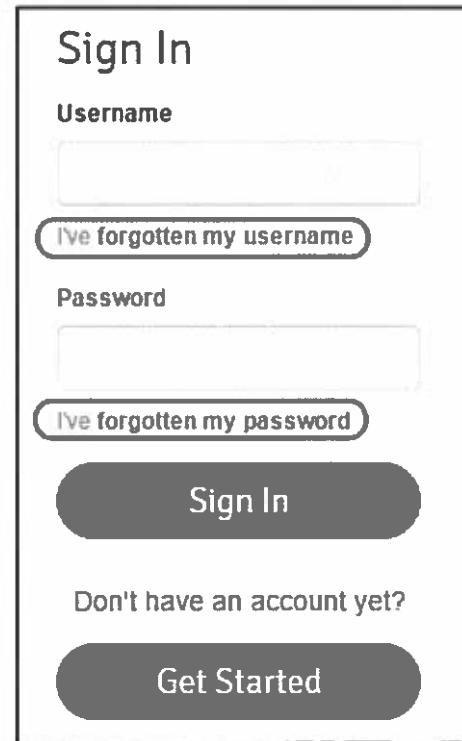
Family Account

To sign in, click the **Sign In** button at the top of the page and enter your username and password. We strongly suggest you use a complex password and change it every few months.

Minimum password requirements:

- Length - 8 characters
- At least 1 upper- and lower-case letter
- At least one number
- At least one symbol (?, !, #)

If you ever forget your username or password, use the links on the login page to send instructions to reset them to your registered email address.



The image shows a 'Sign In' form with the following elements:

- Sign In** (Section Header)
- Username** (Label)
- (Username Input Field)
- [I've forgotten my username](#) (Link)
- Password** (Label)
- (Password Input Field)
- [I've forgotten my password](#) (Link)
- Sign In** (Submit Button)
- [Don't have an account yet?](#) (Link)
- Get Started** (Submit Button)

The ShopWithScrip Dashboard

You will find all the tools and functions needed to order scrip, view your order history, and generate reports on your Dashboard.

The screenshot shows the ShopWithScrip.com dashboard. At the top, the logo 'shopwithscrip.com' is displayed as 'A Service of Great Lakes Scrip Center'. The user is logged in as 'JANE.DOE@GMAIL.COM' with a shopping cart containing 0 items. The navigation menu includes 'Dashboard' (highlighted), 'Shop', 'What's New', 'Support', and 'Contact'. A search bar is also present.

The main content area is titled 'Dashboard' and features a sidebar on the left with the following sections:

- Account Settings
 - Manage Non-Profits
 - Profile
 - Reminders
 - Security
- Messages
- Family Functions

The main content area includes:

- Your Organization:** GLSC Employee Purchases
- Your Coordinator:** Emily Nemmers (616) 827-8180, csglscrp@gmail.com
- Announcements View All:** Presto-Pay for your lunch with "Cafe" Scrip! (February 23)
- Family Functions:** Express Order, View ScripNow, Shopping Lists
- Your Orders:** Review and manage your purchases
- Change Profile / Password**
- Manage Non-Profits**
- Messages**
- Order History**
- PrestoPay**
- Specials**
- Reminders**
- Reports**

Family Functions

- ① **Express Order.** Quickly add products to your cart from one page, perfect when you know exactly what you're looking for. Learn more on [page 8](#).
- ② **View ScripNow.** Your Wallet contains all your ScripNow eCards and information on registered reload cards. Learn more about the Wallet on [page 18](#).
- ③ **Shopping Lists.** Set up shopping lists to quickly add products you regularly order to your cart. Learn more on [page 9](#).
- ④ **Change Profile / Password.** Use this page to change your username, email, and default address.
- ⑤ **Manage Non-Profits.** This page shows which non-profits you have linked to your account, and allows you to add new ones. If your account is linked to multiple organizations, you can set a default that is selected automatically when you login.
- ⑥ **Messages.** Send and receive messages from your Coordinator.
- ⑦ **Order History.** View your full order and rebate history.
- ⑧ **PrestoPay.** Sign up for our secure online payment system, PrestoPay, if your program has enabled it. Learn more on [page 21](#).
- ⑨ **Specials.** View all the current bonus rebates.
- ⑩ **Reminders.** Set reminders for yourself to place weekly orders.
- ⑪ **Reports.** Generate reports for order details, history, and rebate summaries.

Dashboard

Your Organization:
GLSC Employee Purchases

Your Coordinator:
Emily Nemmers
(616) 827-8180
csgiscrip@gmail.com

Announcements View All

Presto-Pay for your lunch with "Cafe" Scrip!

February 23

Family Functions

- ①  Express Order
- ②  View ScripNow
- ③  Shopping Lists

Your Orders

Review and manage your purchases

- ④ Change Profile / Password
- ⑤ Manage Non-Profits
- ⑥ Messages
- ⑦ Order History
- ⑧ PrestoPay
- ⑨ Specials
- ⑩ Reminders
- ⑪ Reports

Types of Scrip

Physical Cards

Physical cards are normal gift cards just like you'd get at the store. When you place an order for physical cards, your Coordinator will include them in their organization order and distribute them to you when they arrive. Ask your Coordinator about your program's ordering schedule to make sure you get your scrip when you need it!

ScripNow eCards

You can order ScripNow electronic gift cards on ShopWithScrip.com. The eCard will be delivered right to your ShopWithScrip account. You can print it out on your home printer and use it in stores just like a physical gift card, or you can use it for online shopping by entering the card number and PIN at the checkout page.

Reload & ReloadNow

Reloading is a time-saving option that allows you to add funds to gift cards you've already purchased through ShopWithScrip. Here are a few guidelines to remember when reloading gift cards:

- When Reload orders are placed and paid for before 3:30 p.m. EST, Monday through Friday, the funds will be added to your card overnight! If you pay by check, the funds will be on your card the day after the order is released by your Coordinator.
- Plus, for a growing number of retailers, you can add funds to your cards even faster with ReloadNow™. When you pay for your order with PrestoPay™, funds will be added to your card in minutes, 24 hours a day/7 days a week. If you pay by check, the funds will be on your card minutes after the order is released by your Coordinator.




Ordering Scrip

Shop Page

Use the Shop page to browse the 700+ stores that offer scrip. You can sort and filter through stores in a few different ways:

- ① **Sorting** – View stores either in alphabetical order, or with the most popular first. You can also use the letters across the top of the page to find stores by their starting letter.
- ② **Narrowing Your Results** – In the sidebar to the left, you can check boxes to narrow your selection:
 - View specific categories, like home improvement or grocery.
 - Only list stores with a certain card type available: physical, Reload, or ScripNow.
 - Highlight a range of rebate percentages or available denominations.
- ③ **Scrip Vacations** – If you're interested in paying for a vacation with scrip, click **Get Started**.
- ④ **Retailer Lists** – These links will generate PDF lists including all the stores we have available.



Express Order

If you already know the scrip you want to order, start typing the store's name to quickly find products and add them to your cart.

Product	Card Type	Qty.	Rebate	\$ Value	\$ Total	
Total					0	50.00

Specials

This page lists all the current products offering bonus rebates. You can also identify products on bonus by the orange "Special Offer" banner displayed on their logo.

Product	Bonus	Normal	Start	End	
Bed Bath & Beyond \$25	8%	7%	3/7/2015	3/20/2015	ADD TO CART
Bed Bath & Beyond \$100	8%	7%	3/7/2015	3/20/2015	ADD TO CART
Cabela's \$25	12%	11%	3/7/2015	3/20/2015	ADD TO CART
Cabela's \$50 ScripNow!	12%	11%	3/7/2015	3/20/2015	ADD TO CART
Cabela's \$100	12%	11%	3/7/2015	3/20/2015	ADD TO CART
Cabela's \$100 ScripNow!	12%	11%	3/7/2015	3/20/2015	ADD TO CART

Shopping Lists


You can set up shopping lists to quickly add products you regularly order to your cart. For example, you could set up a shopping list for the gas and grocery scrip you order every week.

Shopping Lists

[NEW SHOPPING LIST](#)


You can create a weekly list for things you order regularly like gas and groceries, and a monthly list for scrip you purchase a little less often. You'll be able to add the list items to your cart all at once and place your order in no time!

Favorites

[SELECT](#) [ADD SELECTED TO CART](#) 

Product	Card Type	Qty.	Rebate	\$ Rebate	\$ Amount	Gift?
<input type="checkbox"/> Panera Bread \$25	Plastic	1	9%	\$2.25	\$25.00	<input type="checkbox"/>
<input type="checkbox"/> iTunes \$15 ScripNow!	ScripNow	1	5%	\$0.75	\$15	<input type="checkbox"/>
Order Subtotal		2		\$3.00	\$48.00	

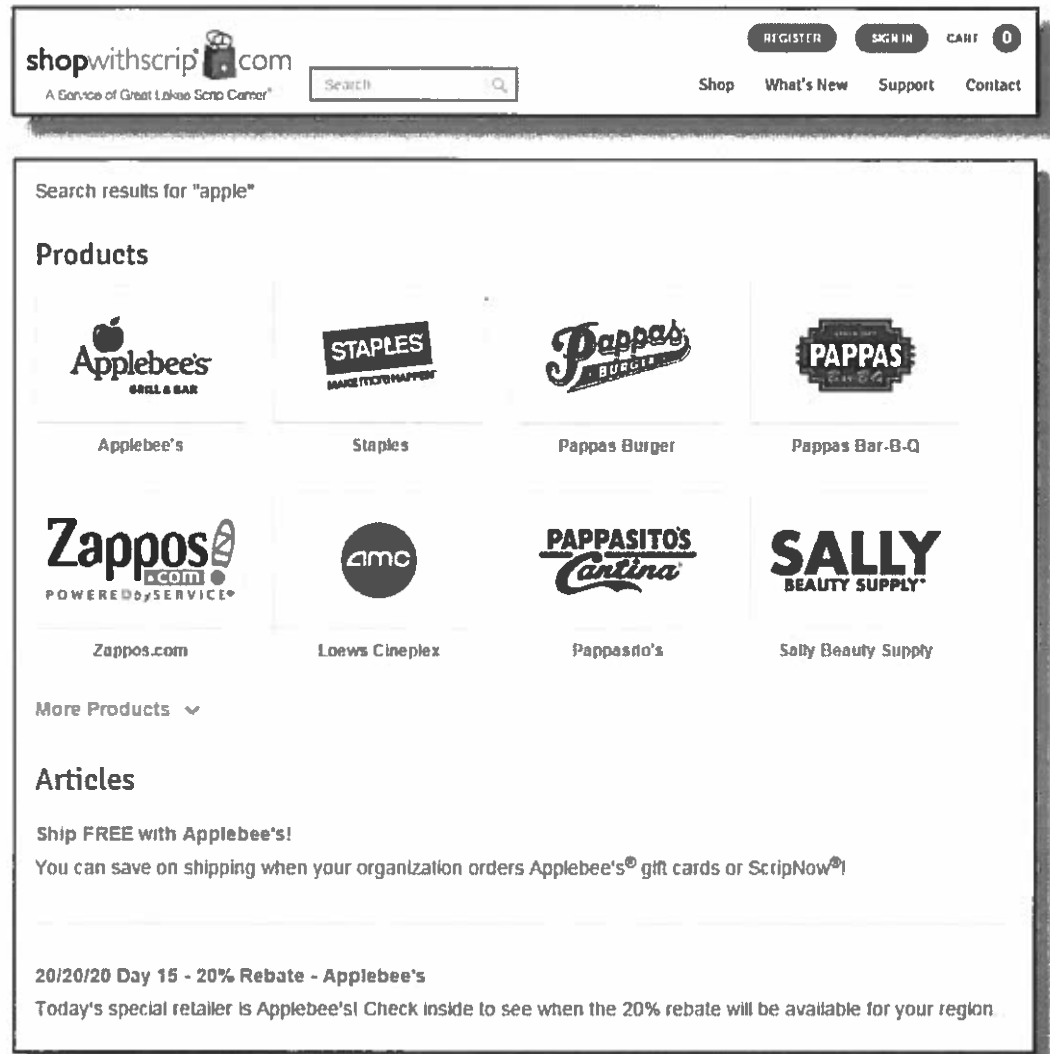
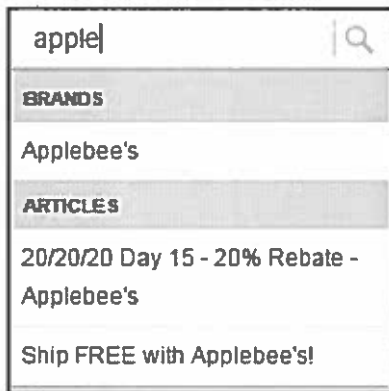
Gas + Groceries

[SELECT](#) [ADD SELECTED TO CART](#) 

Product	Card Type	Qty.	Rebate	\$ Rebate	\$ Amount	Gift?
<input type="checkbox"/> Meijer \$100	Plastic	1	3%	\$3.00	\$100.00	<input type="checkbox"/>
<input type="checkbox"/> Speedway \$100	Plastic	1	4%	\$4.00	\$100.00	<input type="checkbox"/>
Order Subtotal		2		\$7.00	\$200.00	

Search Bar

Start typing a store's name and then select it from the dropdown menu to go directly to their brand page. The search bar will also find results from our support pages and What's New articles.



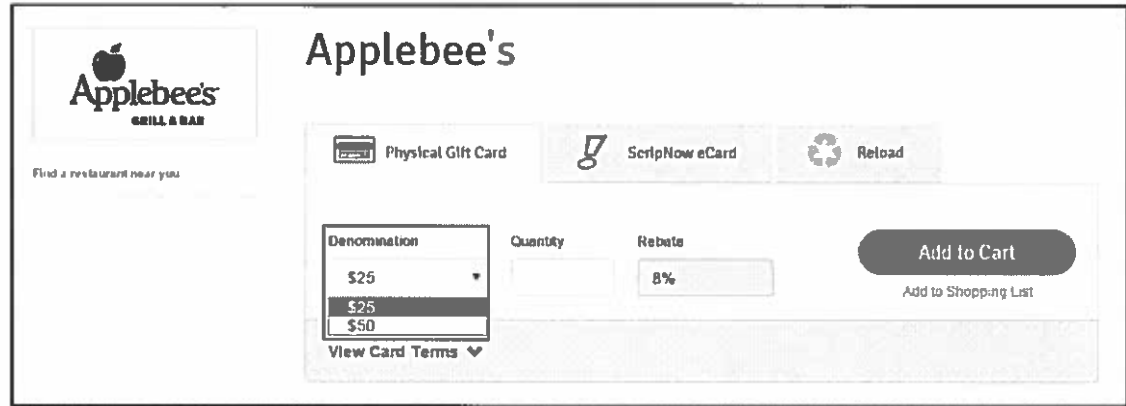
Brand Detail Page

Use the tabs at the top of the page to choose between Physical cards, ScripNow, and Reload or ReloadNow. If any product types are not available, they will be grayed out.

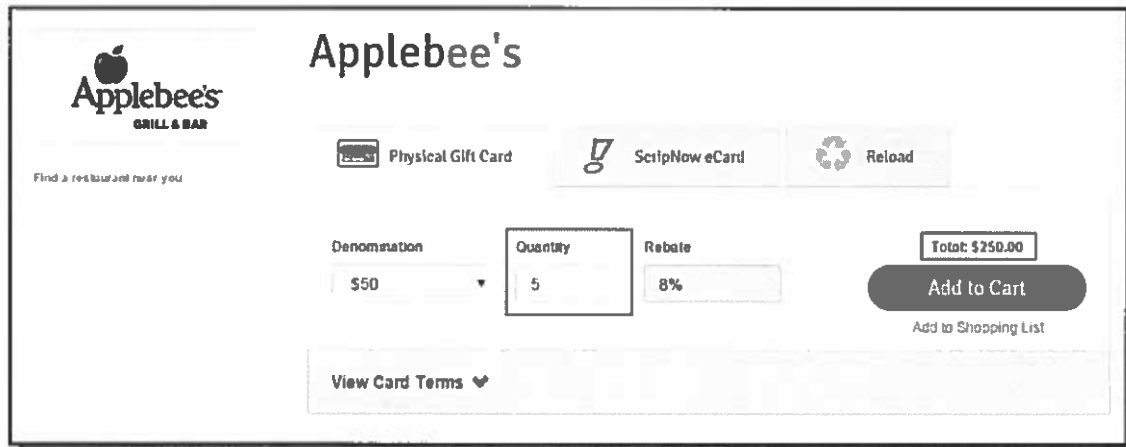
The screenshot displays the Applebee's brand detail page. On the left, there is a logo for Applebee's Grill & Bar and a search prompt: "Find a restaurant near you". The main heading is "Applebee's". Below the heading is a horizontal tabbed interface with three options: "Physical Gift Card" (with a card icon), "ScripNow eCard" (with a scrip icon), and "Reload" (with a refresh icon). The "Physical Gift Card" tab is active. Below the tabs is a form with three input fields: "Denomination" (a dropdown menu showing "\$25"), "Quantity" (an empty text box), and "Rebate" (a dropdown menu showing "8%"). To the right of these fields is a dark "Add to Cart" button and a lighter "Add to Shopping List" button. At the bottom left of the form is a "View Card Terms" link with a downward arrow.

Ordering Physical Cards

Select a denomination from the dropdown menu.



Enter a quantity (number of cards to order). After you do this, the total cost will appear above the **Add to Cart** button.



Click the **Add to Cart** button and you will receive a confirmation.

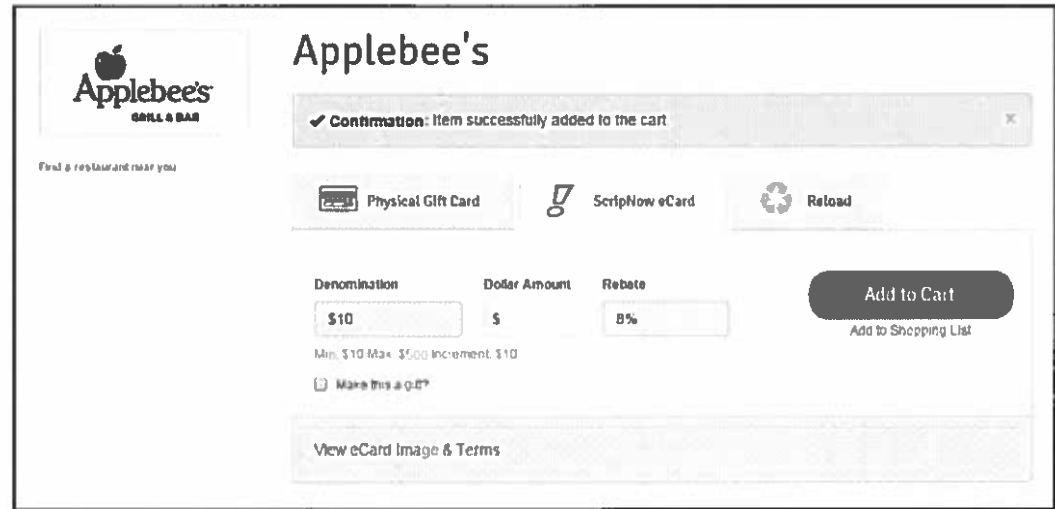


Ordering ScripNow eCards

Enter a dollar amount. Many ScripNow eCards have a minimum & maximum possible value, and must be ordered in increments of \$10. Some ScripNow is available in fixed denominations.



Click **Add to Cart** and you will receive a confirmation.



Ordering a ScripNow eGift

You can also send ScripNow eGifts, delivered directly to someone's email address, even if they're not a scrip shopper.

- ① Enter a dollar amount.
- ② Check the box next to "Make this a gift?"
- ③ Enter a personal message, if you want, and choose a display image for the eGift.
- ④ Choose to deliver it now, or schedule a delivery date in the future.
- ⑤ Enter the recipient's name and email address.
- ⑥ Enter your name and phone number.
- ⑦ Make sure your settings are accurate, then click Next.

④

Delivery

When:* **NOW** FUTURE DATE

03/11/2015

About the Recipient

	Su	Mo	Tu	We	Th	Fr	Sa
Name:*	22	23	24	25	26	27	28
Email:*	1	2	3	4	5	6	7
Confirm Email:*	8	9	10	11	12	13	14
	15	16	17	18	19	20	21
	22	23	24	25	26	27	28
About You	29	30	31	1	2	3	4

Physical Gift Card ScripNow eCard Reload

Denomination: \$10 Dollar Amount: \$ Rebate: 8%

Min \$10 Max \$500 Increment \$10

② Make this a gift?

Gift Options

Personal Message

③

150 characters remaining

Select a display image

Applebees

Delivery

When:* **NOW** FUTURE DATE

About the Recipient

Name:* ⑤

Email:*

Confirm Email:*

About You

Name:* ⑥

Phone:* () - -

What is this?

⑦ **NEXT**

Ordering Reload & ReloadNow

If you already have a registered card, select it by name from the dropdown menu.

The screenshot shows the Safeway ReloadNow interface. At the top, there are three tabs: Physical Gift Card, ScripNow eCard, and ReloadNow. The ReloadNow tab is selected. Below the tabs, there are three columns: Denomination, Dollar Amount, and Rebate. The Denomination field contains 'Enter your own', the Dollar Amount field contains '\$', and the Rebate field contains '4%'. Below these fields, there is a dropdown menu labeled 'Select Your Registered Card' with 'Dad's Safeway Card' selected. To the right of these fields is an 'Add to Cart' button and a link 'Add to Shopping List'. At the bottom, there is an 'Additional Reload Information' dropdown menu.

To register a new card:

- 1 Enter the card number.
- 2 Pick a name for the card.
- 3 Enter the card pin if it has one.
- 4 Click **Register Card**.

The next time you reload the card, it will be listed in the dropdown menu.

The screenshot shows the Safeway ReloadNow interface with the 'Register Card' form. The 'Register Card' button is highlighted with a circled '4'. The form includes fields for Card No. (with a circled '1'), Card Name (with a circled '2'), and Card Pin (if Applicable) (with a circled '3'). Below the Card Pin field, there is a note: 'Enter the security pin on the back of your card, if available'. At the bottom of the form, there is a 'CANCEL' button and an 'Additional Reload Information' dropdown menu.

Enter a dollar amount. Reload and ReloadNow have a minimum & maximum possible value. Gift cards also have a maximum card balance. Click **Additional Reload Information** for details on reloading a specific card.

The screenshot shows the ReloadNow interface with three tabs: Physical Gift Card, ScripNow eCard, and ReloadNow. The ReloadNow tab is active. It features three input fields: Denomination (with an 'Enter your own' button), Dollar Amount (with '\$ 35' entered), and Rebate (with '4%' selected). Below these fields, it indicates 'Min. \$25 Max. \$400'. To the right, the total is '\$35.00' and there are 'Add to Cart' and 'Add to Shopping List' buttons. A dropdown menu for 'Select Your Registered Card' is set to 'Dad's Safeway Card', with links for 'Edit Card / Register Another Card / Unregister This Card'. At the bottom, there is an 'Additional Reload Information' dropdown.

Click **Add to Cart** and you will receive a confirmation.

This screenshot shows the same ReloadNow interface as above, but with a confirmation message at the top: 'Confirmation: Item successfully added to the cart.' The Dollar Amount field now shows '\$' and the Rebate field shows '4%'. The 'Add to Cart' button is now highlighted in a dark grey color, and the 'Add to Shopping List' button is visible below it. The rest of the interface remains the same.

Cart Breakdown

When you're ready to submit your order, click the cart icon at the top of the page on the right-hand side..

- 1 Your active non-profit is listed at the top of the page, and you can change it from the dropdown menu.
- 2 Edit or delete products in your cart. Change the quantity of physical cards, or change the amount for ScripNow and Reload.
- 3 View your order summary and choose to pay with PrestoPay or by check. There is a \$0.15 convenience fee for PrestoPay orders.
- 4 Click **Submit Order**.

JANE DOE  **CART** 1

Dashboard Shop What's New Support Contact

ScripNow, Reload, and ReloadNow products cannot be returned or cancelled once the order is submitted.

Organization: 1 My Scrip Organization


Product	Qty.	Rebate	\$ Rebate	\$ Amount
RELOAD CARDS				
2 Saleway ReloadNow (\$100 Saleway Card REloadNow FUT)	1	4%	\$ 1.40	\$ 35
Order Subtotal	1		\$1.40	\$35.00

3 Payment Options
PrestoPay Check

Order Summary
Rebate Total \$1.40
Order Total \$35.00


4 Submit Order
Add all to List

CLEAR CART




SUBWAY Gift Card \$10
CARD TYPE: PLASTIC
AMOUNT: \$10.00
REBATE: 6%

ADD TO CART




Lands' End \$25
CARD TYPE: PLASTIC
AMOUNT: \$25.00
REBATE: 16%

ADD TO CART



AMC Theatres/Loews Cineplex \$25
CARD TYPE: PLASTIC
AMOUNT: \$25.00
REBATE: 8%

ADD TO CART



iTunes \$15
CARD TYPE: PLASTIC
AMOUNT: \$15.00
REBATE: 5%

ADD TO CART

Using Your Wallet

Your Wallet, accessible from the Dashboard by clicking **View ScripNow**, contains all your ScripNow eCards and information on registered reloadable cards.

Family Functions

Express Order **View ScripNow** Shopping Lists

ScripNow in the Wallet

- ① **Unclaimed ScripNow.** eCards you have ordered, but haven't accessed yet. Each entry lists the date you ordered it along with the value, and you can click the "View" link to open up your eCard to print or use the online code.
- ② **Viewed ScripNow.** eCards you have already accessed. If you don't use the full value at one time, you can click the amount listed under "Balance" to enter the amount left on the eCard. When it's fully used, you can click "Hide" to remove the eCard from view. At any time, you can check the "Show Hidden" box to view all your hidden ScripNow.
- ③ **Gifted ScripNow.** Here you can see all the delivered ScripNow you have sent as eGifts. The recipient is listed with their email address, along with a confirmation and the date it was delivered.

ScripNow Reloads

① **Unclaimed ScripNow**

Product	Order Date	\$ Amount	
iTunes \$50 ScripNow!	8/12/2014	\$50.00	View

② **Viewed ScripNow**

Filter by Date Range: Last 90 Days RESET Show Hidden

Product	Order Date	\$ Balance	Entered Balance	
P.F. Chang's ScripNow!	3/1/2015	\$50.00	1	Hide

③ **Gifted ScripNow**

Card Name	\$ Amount	Recipient	Delivery Date	Delivered
Toys "R" Us/Babies "R" Us ScripNow!	\$80.00	Cindy (sbalunch@gmail.com)	12/16/2014	Yes

Reload in the Wallet

You can also click the **Reloads** tab to view all your reloadable cards.

- 1 Click **Register a Card** to register a new card, or see the list of cards you've already registered below.

Wallet

ScripNow **Reloads**

1 REGISTER A CARD

Card Name	Brand Name	\$ Balance	Entered Balance
Mom's Grocery	Albertsons		1
Dad's Safeway Card	Safeway		1

- 2 Click a card's name to view the card's number, track its balance, save the security PIN, change the name, or reload it.

Dad's Safeway Card

Current Card Balance: \$0.00
Last reloaded on on
ENTER BALANCE

Brand Name: Safeway

Card No: 1234 5678 9123 4567

Card Name: Dad's Safeway Card

Card Pin:
Enter the security pin on the back of your card, if available

SAVE UNREGISTER

Add to Reload: \$ 0 ADD TO CART

CANCEL

PrestoPay

If your Coordinator has enabled it for your organization, you can sign up for PrestoPay, our secure online payment system. Just click the **PrestoPay** link under Family Functions on your Dashboard.

Family Functions

Express Order View ScripNow Shopping Lists

Your Orders
Review and manage your purchases

Change Profile / Password
Manage Non Profits
Messages
Order History

PrestoPay
Specials
Reminders
Reports

Read through the terms and conditions carefully, then click **Yes and I Agree**.

PrestoPay

Family Registration
Register for PrestoPay today!

Coordinator Guide
PrestoPay details for program coordinators

You currently do not have a PrestoPay account. Would you like to activate one?

PrestoPay is a convenient way for you to pay your organization for your order on line, at the time you place your order. With PrestoPay your payment will be electronically deducted from your checking account, and GLSC will accept your payment on behalf of your non-profit organization.

Once you have successfully enrolled, and verified your bank account information, you will have the option of paying for your order with PrestoPay. When you choose PrestoPay, GLSC will debit your bank account for the amount of your order plus a small convenience fee of \$0.15 on the day you place your order. Your scrip coordinator is notified of your payment and your gift cards will be delivered when your order is released by your coordinator. Contact your scrip coordinator for exact delivery timing.

You can still pay your organization via check, and will have the option to select your payment type each time you order, during the check-out process.

PrestoPay payments are made to GLSC on behalf of your non-profit organization. If one of your families pays for their order with PrestoPay™, and their payment is returned or rejected for any reason, one of the following actions will be taken:

- If the family order has not been released by your organization, we will cancel the family order and CHARGE YOUR NON-PROFIT ORGANIZATION A BANK CHARGE OF \$30.00. Your family will then owe your non-profit organization the \$30.00 fee.
- If the family order has been released by your organization, we will CHARGE YOUR NON-PROFIT ORGANIZATION for the face value of your order, PLUS A BANK CHARGE OF \$30.00. Your family will then owe your non-profit organization that full amount.

Why is this safe?

By clicking "Yes and I Agree" you are stating that you have read, understand, and agree to the Supporter Terms of Use found [here](#).

YES AND I AGREE **NO, THANKS**

- ① Enter your bank name, and choose a name for this account.
- ② Select your account type, then enter your routing number and account number. These numbers can be found at the bottom of a check.
- ③ Enter your personal information, including address, phone number, last 4 digits of your SSN, and date of birth.
- ④ Enter the CAPTCHA code shown in the image, then click **Next**.


Please enter your account information below.

① Bank Name:*

Account Name:*

② Account Type:* Checking
 Savings

Routing Number:*

What is this? 

Account Number:*

Please enter your account holder information below.

③ First Name:*

Last Name:*

Address:*

Address 2:

City:*


State:*

Zip Code:*

Phone Number:*

Last 4 digits of SSN:*

Date of Birth:*

④ Validation: 

To verify your account, 2 small deposits will be made to your bank account within the next 2 business days. When you see them, return to your Dashboard and click the PrestoPay link again.

- 1 Enter the 2 deposit amounts.
- 2 Enter and confirm a PIN for your PrestoPay account. You will need this every time you pay for an order with PrestoPay, so remember it and keep it secure.

Complete PrestoPay account verification and select your PIN.

To verify your PrestoPay account, please enter the two random numbers that were deposited in your bank account. You'll also need to choose a secure, 4-digit PIN number you will need to enter every time you checkout with PrestoPay. Keep this safe!

Bank Info

Bank Name: Bank Test

Account Name: Account Test

Account Number: *****9999

1 Deposit Amounts:

Enter a dollar amount (Ex: \$0.50)

PIN Selection

Pick a number between 1000 and 9999

2 PIN:

Confirm PIN:

NEXT **CANCEL**

You will receive a 4-digit approval code. Send it to your Coordinator so they can finish activating your PrestoPay account.

PrestoPay approval code

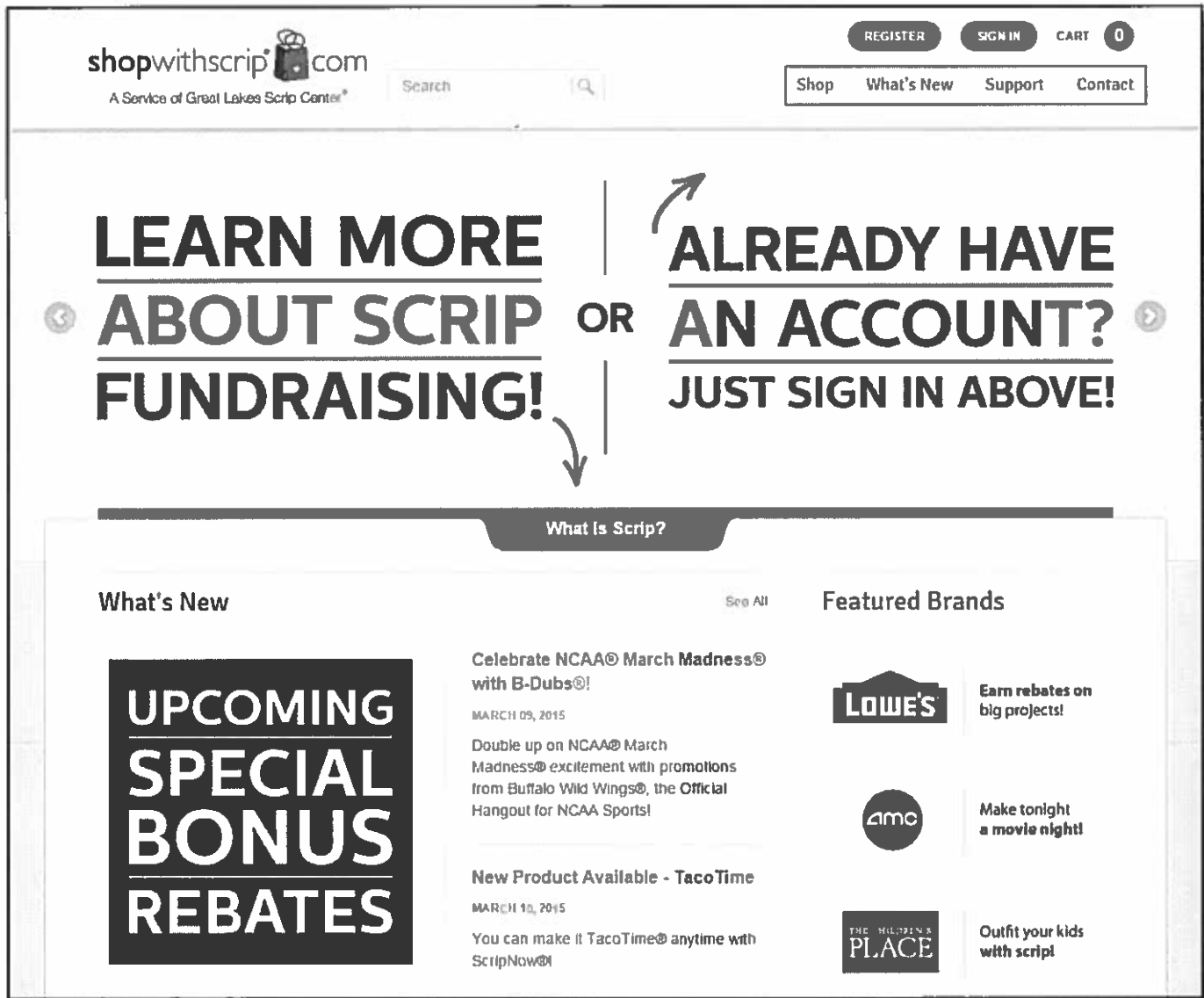
You have successfully verified your PrestoPay™ account information. To complete the enrollment process, you will need your program coordinator's approval. We will be sending you an e-mail that contains a unique approval code. Contact your coordinator with that code, and they can then approve you to make PrestoPay™ purchases. If you do not get the approval code, contact your coordinator and they can send you another.

Your PrestoPay approval code is:

4442

More ShopWithScrip.com Resources

Check out the links in the top-right of our navigation bar for more helpful resources.



What's New

You'll find all the latest scrip news on our [What's New page](#) like new product announcements, bonus rebates, special promotions and more! Check in regularly to stay on top of scrip updates and changes.

ALL NEW
RETAILERS
& PRODUCTS
RECENTLY
ADDED

CHECK THEM OUT!

Our Latest New Products!

JANUARY 23, 2015

Don't miss new chances to earn rebates on all your shopping!

[Continue Reading »](#)

[Tags: New Products, 2015](#)

Secure Your Account - Change Your Password Today

JANUARY 21, 2015

Have you made any New Year's resolutions yet? We have a suggestion: change your password!

[Continue Reading »](#)

[Tags: 2015](#)

wet seal

Wet Seal Discontinued After Limited Time 20% Rebate

JANUARY 20, 2015

Please note: Wet Seal® \$25 gift cards will be available at a 20% rebate while supplies last. After our inventory is depleted, Wet Seal scrip will no longer be available.

[Continue Reading »](#)

[Tags: Promotions, 2015](#)

UPCOMING
SPECIAL
BONUS
REBATES

New Bonus Schedule Starting January 24

JANUARY 18, 2015

Inside you'll find a list of our special bonus rebates starting next Saturday, January 24. You can click each bonus for further details.

[Continue Reading »](#)

[Tags: Promotions, 2015](#)

Support

You may run across a question, or want to know more about everything that ShopWithScrip® has to offer. Luckily, you can find the answers to your questions in the Support section. We cover everything, from explaining the concept of scrip to using our new mobile scrip experience, [MyScripWallet™](#). If you would prefer to speak with someone directly, we will be more than happy to help! Our Customer Support team is extremely knowledgeable and would love hearing from you.

[Scrip Explained](#)

[Starting a Program](#)

[Promotional Tools](#)

[Family Ordering](#)

[Family Ordering Explained](#)

[MyScripWallet Mobile](#)

[Press Kit](#)

[Reload & Recardlow](#)

[ScripNow eCards](#)

[Coordinator Ordering](#)

[Program Management](#)

[Videos](#)

[FAQs](#)

[Legal](#)

[About Us](#)

Ordering Scrip for Families /

Family Ordering Explained

We have 200 of your favorite brands on ShopWithScrip® and there are a few great ways to find exactly what you are looking for:

Browse the Shop

Clicking Shop at the top of the page will open up our full selection of stores. You can use the filters on the left side of the page to look at certain categories, like home improvement or grocery, or refine your selection by rebate percentage and available denominations. Under Card Type, select ScripNow®, Reload, or Physical to just view products of that type. Use the sort option at the top to order them by the most popular, or by brand name to list them alphabetically. Hover your mouse over any of the logos to see that store's rebate percentage and available card types.

Don't forget to keep an eye out for our Special Offers ribbon on store logos to see bonuses! You can also click the Special tab for a full list of current bonuses.

MyScripWallet

Put fundraising at your fingertips™! MyScripWallet™ is ShopWithScrip's mobile website, offering the widest selection of electronically delivered products and the highest rebates available anywhere. You can order electronic gift cards, reload physical cards, and in many cases redeem them right from your phone! And it's fully integrated with ShopWithScrip.com, so you only need one login and you can use your PrestoPay account in both places. MyScripWallet lets you shop on-the-go, earning rebates on every purchase.

You can login to MyScripWallet using your same ShopWithScrip® username and password. Once online, you can browse the full selection of direct delivery products available on ShopWithScrip.com with the same great rebates, then place an order and pay with PrestoPay right on your phone! MyScripWallet is supported on Apple and Android mobile devices—just type www.MyScripWallet.com into the browser, login, and you'll be ready to shop!

MyScripWallet also gives you access to any ScripNow® eCard you've purchased, even when you're on the go. ShopWithScrip and MyScripWallet are fully synchronized, so you'll be able to view eCards you've purchased on either site, whether you ordered them on your desktop or through MyScripWallet. Even better, many stores will allow you to redeem eCards and reloaded plastic cards right off the screen of your mobile device. If the printed eCard or physical reload card is required, you'll see that noted right on the product page.





Thank you for using ShopWithScrip.com!

Need help?

Call ShopWithScrip support at 1.800.727.4715, option 3
or e-mail us at ShopWithScrip@glscrip.com

Hours

8:00 a.m. - 4:30 p.m. Eastern, Monday - Thursday
8:00 a.m. - 4:00 p.m. Eastern, Friday

[2015 Calendar](#)